



# Municipal Operations & Consulting, Inc.

## MONTHLY OPERATIONS REPORT FOR HARRIS COUNTY WCID NO. 110

January, 2026

REVENUE									
Club	Deposits	Det. Pond	GT/Insp.	Penalty	RWA Fee	Sewer	Tap Fee	Trans/Conn	
\$ 11,771.35	\$ 3,450.00	\$ 8,606.42	\$ 8,540.15	\$ 2,898.67	\$ 120,647.44	\$ 121,160.76	\$ -	\$ 455.00	
Water	Misc.	TOTAL							
\$ 74,080.90	\$ 12,425.61	\$ 364,036.30							

**Connections:** 2,497  
**Vacant:** 50

### WATER - Billing Cycle 12/15/25 - 01/15/26

Gallons pumped from Well No. 1:	344,000		
Gallons pumped from Well No. 2:	371,000		
Gallons pumped from Well No. 3:	16,914,000		
Total Well Production:	17,629,000		
Gallons received - NHCRWA:	16,515,000	48%	Surface Water
<b>Total Production:</b>	<b>34,144,000</b>		
<b>Total Gallons Billed:</b>	<b>26,673,000</b>		
Water Supplied through I/C	0		
Total gallons billed	26,673,000		
Leaks, Construction, Flushing	4,920,000		
<b>Pumped vs. Billed:</b>	<b>78.1%</b>		
<b>Pumped vs. Accounted:</b>	<b>92.5%</b>		
No. leaks repaired in District	8		

		# Taken	Results					
Bacteriological samples:		15	Good					
<b>BILLING STATUS:</b>	<b>Current</b>	<b>30 day</b>	<b>60 day</b>	<b>90 day</b>	<b>120 day</b>	<b>Total</b>		
Club Fee	\$ 12,040.00	\$ 845.00	\$ 35.00	\$ -	\$ 30.00	\$ 12,950.00		
Deposit	\$ -	\$ 2,146.95	\$ -	\$ -	\$ -	\$ 2,146.95		
Det. Pond Fee	\$ 30,550.00	\$ 679.03	\$ 93.00	\$ 5.00	\$ 166.34	\$ 31,493.37		
GT Insp.	\$ 8,100.00	\$ 200.00	\$ -	\$ -	\$ -	\$ 8,300.00		
Inquiry Fee	\$ -	\$ -	\$ -	\$ -	\$ -	\$ -		
Insp.	\$ -	\$ 102.30	\$ -	\$ -	\$ -	\$ 102.30		
Misc.	\$ 460.00	\$ 4,352.17	\$ 377.08	\$ 30.00	\$ 7,628.41	\$ 12,847.66		
Penalty	\$ -	\$ 2,983.98	\$ 14.74	\$ -	\$ 219.61	\$ 3,218.33		
RWA Fee	\$ 113,262.49	\$ 9,237.42	\$ 1,432.35	\$ 47.41	\$ 446.09	\$ 124,425.76		
Svc. Chg.	\$ -	\$ -	\$ -	\$ -	\$ -	\$ -		
Sewer	\$ 124,101.80	\$ 7,708.97	\$ 587.24	\$ 41.96	\$ 518.76	\$ 132,958.73		
Tap Fee	\$ -	\$ -	\$ -	\$ -	\$ -	\$ -		
Trans/Conn	\$ -	\$ 630.00	\$ 35.00	\$ -	\$ -	\$ 665.00		
Water	\$ 73,623.47	\$ (13,343.52)	\$ 596.84	\$ 23.00	\$ 317.39	\$ 61,217.18		
Overpayments	\$ -	\$ (31,022.76)	\$ -	\$ -	\$ -	\$ (31,022.76)		
<b>Total</b>	<b>\$ 362,137.76</b>	<b>\$ (15,480.46)</b>	<b>\$ 3,171.25</b>	<b>\$ 147.37</b>	<b>\$ 9,326.60</b>	<b>\$ 359,302.52</b>		

New Taps

1

Taps YTD

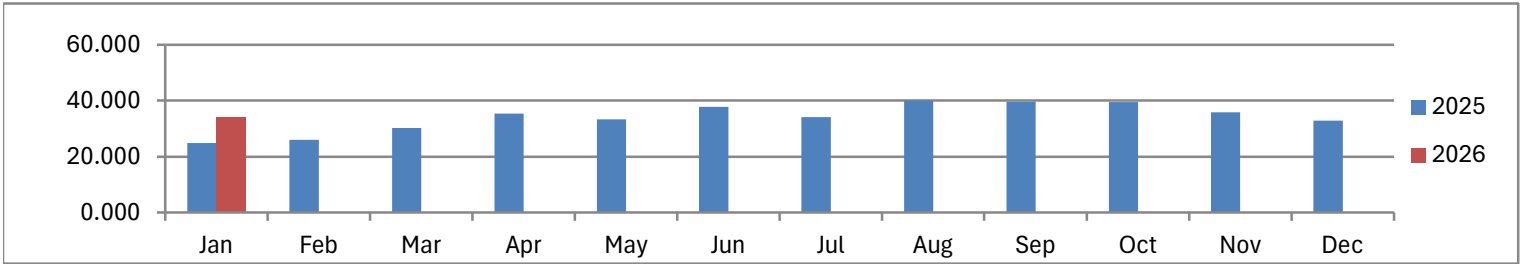
1

# Harris County WCID 110

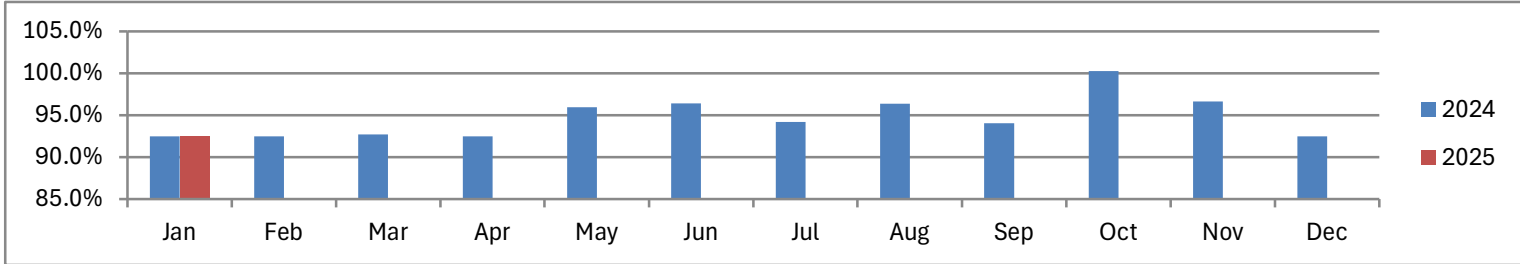
## Water Production and Accountability Report

Period Ending	Produced	Billed	Sold	Purchased	Leaks & Flushing	Lost Water	Accountability	12 Month Avg.
12/17/24 - 01/16/25	24.846	22.758	0.000	0.000	0.230	1.858	92.5%	97.2%
01/16/25 - 02/14/25	26.011	20.751	0.000	0.000	3.310	1.950	92.5%	97.1%
02/14/26 - 03/17/25	30.212	23.614	0.066	0.000	4.340	2.324	92.7%	96.8%
03/17/25 - 04/16/25	35.351	29.452	0.000	0.000	3.250	2.649	92.5%	96.5%
04/16/25 - 05/16/25	33.307	31.968	0.000	0.000	0.005	1.334	96.0%	96.5%
05/16/25 - 06/17/25	37.811	36.455	0.000	0.000	0.005	1.351	96.4%	96.3%
06/17/25 - 07/17/25	34.146	32.155	0.000	0.000	0.005	1.986	94.2%	95.9%
07/17/25 - 08/14/25	39.985	38.531	0.000	0.000	0.005	1.449	96.4%	95.8%
08/14/25 - 09/15/25	39.625	37.263	0.000	0.000	0.005	2.357	94.1%	95.2%
09/15/25 - 10/14/25	39.499	39.607	0.000	0.000	0.005	-0.113	100.3%	95.4%
10/14/25 - 11/13/25	35.829	34.623	0.000	0.000	0.005	1.201	96.6%	94.9%
11/13/25 - 12/15/25	32.895	28.902	0.000	0.000	1.530	2.463	92.5%	94.7%
12/15/25 - 01/15/26	34.144	26.673	0.000	0.000	4.920	2.551	92.5%	94.7%

**Water Production**



**Water Accountability**





## Harris County WCID 110 Wastewater Treatment Plant

January, 2026

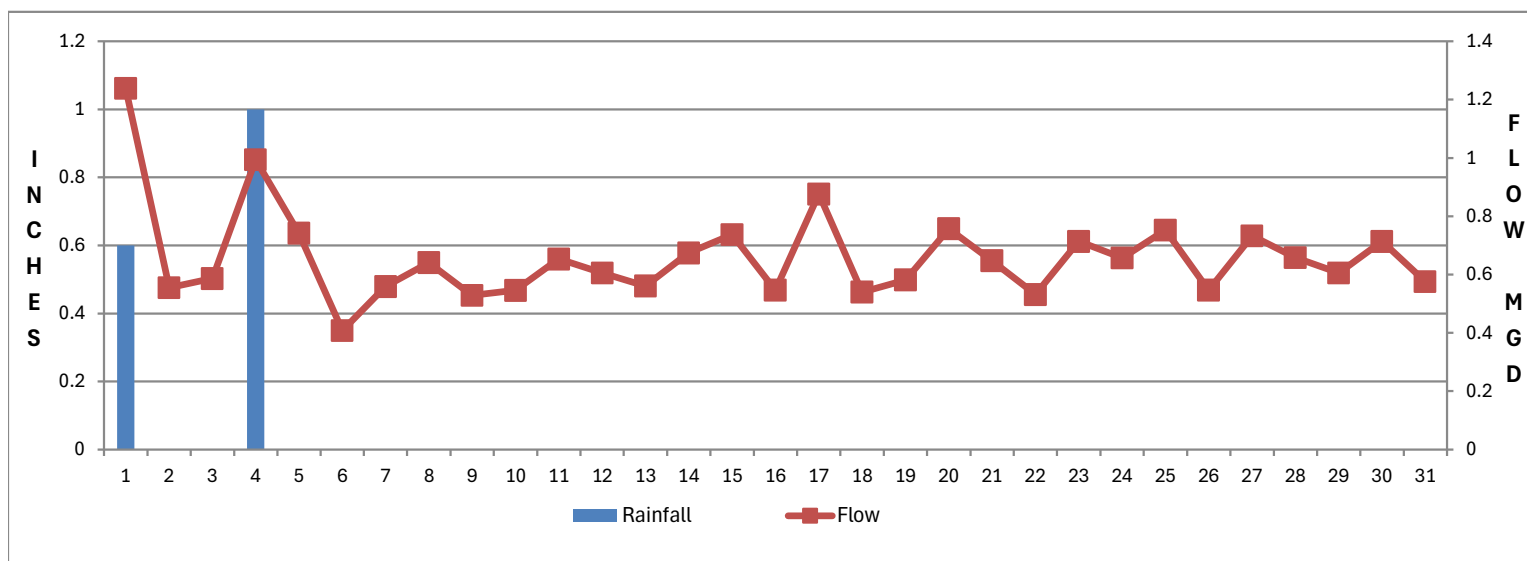
TPDES Permit Number: WQ0011964001

Permit Expiration Date: July 17, 2028

### December, 2025

				Measured by:
Average daily flow	660,194	Permitted Daily Flow	1,000,000	MGD
Average CBOD	2.64	Permitted CBOD	7	mg/l
Average Total Suspended Solids	2.94	Permitted T.S.S.	15	mg/l
Average Ammonia Nitrogen	0.23	Permitted Ammonia Nitrogen	3	mg/l
Average PH	7.15	Permitted PH	6.00 - 9.00	STD UNIT
Minimum Chlorine Residual	1.07	Permitted Chlorine Minimum	1.0	mg/l
Minimum Dissolved Oxygen	7.1	Permitted Dissolved Oxygen	6.0	mg/l
Average E. Coli	3	Permitted E. Coli	63.0	mpn/100ml
Total Rainfall	1.60			

Wastewater Treatment plant is currently operating at 66% of the permitted capacity



## HC WCID 110 Residential Top Users

Res ID	Gallons x 1,000
557380	36
556554	34
559723	34
557153	32
562337	32
559786	28
645469	28
558098	28
719636	28
559335	28
718266	27
558370	27
613986	26
559947	26
580649	26
558708	25
559966	25
556646	25
559140	25
559882	24
559797	24
559810	24
558431	24
558434	24
557388	24

**Harris County WCID 110**

**Repaired Leaks**

**January 2026**

#	Date	Service Address	Description	Cost
1	12/15/26	19451 Enchanted Stream	Repaired service line leak	\$2,562.80
2	12/15/26	502 Enchanted Lane	Repaired service line leak	\$1,935.85
3	12/24/26	19519 Enchanted Grove	Repaired shallow service line leak	\$325.00
4	12/24/26	331 Cypresswood	Repaired shallow service line leak	\$334.78
5	1/5/26	19302 Interstate 45-DOM	Repaired main line break	\$41,742.95
6	1/8/26	719 Enchanted River	Repaired service line leak	\$2,584.83
7	1/12/26	2814 Randal Lake Ln	Repaired service line leak	\$1,819.64
8	1/16/26	611 Magic Oaks	Repaired service line leak	\$2,994.06

**HARRIS COUNTY WCID #110  
PRE- CUT OFF LIST  
FEBRUARY 2026 MEETING**

	Resident ID	Current	Arrears	Balance	Deposit Amount	Ownership	Last Payment Date	Amount Paid Last
1	555929	\$223.50	\$135.00	\$358.50	-\$400.00	Owner	12/11/2025	\$135.00
2	556131	\$108.42	\$91.29	\$199.71	-\$225.00	Owner	1/5/2026	\$105.13
3	556174	\$84.16	\$69.24	\$153.40	-\$75.00	Owner	12/8/2025	\$141.18
4	556279	\$97.96	\$77.86	\$175.82	-\$150.00	Owner	12/23/2025	\$100.42
5	556317	\$76.63	\$128.25	\$204.88	-\$300.00	Owner	11/10/2025	\$132.56
6	556398	\$75.54	\$69.24	\$144.78	-\$75.00	Owner	1/6/2026	\$95.65
7	556418	\$141.07	\$129.23	\$270.30	-\$450.00	Renter	1/5/2026	\$148.00
8	556432	\$140.59	\$111.05	\$251.64	-\$150.00	Owner	1/13/2026	\$150.00
9	556511	\$97.89	\$77.17	\$175.06	-\$150.00	Owner	12/20/2025	\$310.16
10	556626	\$83.66	\$64.24	\$147.90	-\$150.00	Owner	12/23/2025	\$70.66
11	556653	\$111.28	\$71.84	\$183.12	-\$150.00	Owner	1/9/2026	\$100.00
12	556781	\$107.92	\$86.29	\$194.21	-\$450.00	Renter	12/24/2025	\$219.52
13	556814	\$82.80	\$55.62	\$138.42	-\$750.00	Owner	12/12/2025	\$145.34
14	556870	\$119.46	\$105.53	\$224.99	-\$150.00	Owner	12/23/2025	\$241.00
15	556899	\$84.10	\$68.55	\$152.65	-\$150.00	Owner	12/12/2025	\$140.59
16	556909	\$89.27	\$77.17	\$166.44	-\$150.00	Renter	12/11/2025	\$159.65
17	556924	\$131.65	\$107.86	\$239.51	-\$525.00	Owner	12/21/2025	\$103.55
18	556955	\$97.89	\$77.17	\$175.06	-\$225.00	Owner	1/2/2026	\$114.50
19	557020	\$79.32	\$63.92	\$143.24	-\$150.00	Owner	11/6/2025	\$100.00
20	557070	\$159.80	\$262.88	\$422.68	-\$600.00	Owner	2/4/2026	\$300.00
21	557074	\$147.86	\$135.72	\$283.58	-\$300.00	Owner	12/31/2025	\$158.71
22	557192	\$139.84	\$103.55	\$243.39	-\$300.00	Owner	12/9/2025	\$281.06
23	557194	\$175.28	\$169.39	\$344.67	-\$300.00	Owner	12/22/2025	\$174.20
24	557202	\$141.45	\$79.24	\$220.69	\$0.00	Owner	12/15/2025	\$87.86
25	557203	\$112.73	\$86.29	\$199.02	-\$300.00	Owner	12/22/2025	\$86.29
26	557231	\$88.41	\$68.55	\$156.96	-\$150.00	Owner	12/29/2025	\$101.71
27	557290	\$74.18	\$55.62	\$129.80	\$0.00	Owner	12/15/2025	\$51.31
28	557350	\$100.16	\$79.24	\$179.40	-\$75.00	Owner	12/16/2025	\$87.88
29	557419	\$92.16	\$63.01	\$155.17	-\$300.00	Renter	1/6/2026	\$100.00
30	557463	\$100.24	\$100.72	\$200.96	\$0.00	Renter	12/10/2025	\$290.99
31	557527	\$118.98	\$100.72	\$219.70	-\$750.00	Renter	12/1/2025	\$227.39
32	557585	\$88.41	\$68.55	\$156.96	-\$150.00	Owner	12/22/2025	\$64.24
33	557603	\$117.42	\$94.93	\$212.35	-\$450.00	Owner	12/9/2025	\$200.30
34	557623	\$98.32	\$81.48	\$179.80	-\$150.00	Owner	12/9/2025	\$172.06
35	557650	\$97.17	\$70.00	\$167.17	-\$300.00	Owner	1/16/2026	\$100.96
36	557717	\$161.31	\$139.20	\$300.51	-\$150.00	Owner	12/19/2025	\$119.96
37	557730	\$78.49	\$55.62	\$134.11	\$0.00	Owner	12/17/2025	\$59.93
38	557743	\$126.34	\$97.88	\$224.22	-\$225.00	Owner	1/1/2026	\$130.00
39	557745	\$82.79	\$98.56	\$181.35	-\$300.00	Owner	1/2/2026	\$124.00
40	557778	\$97.46	\$72.86	\$170.32	-\$75.00	Owner	12/18/2025	\$100.13
41	557801	\$69.01	\$47.00	\$116.01	-\$450.00	Owner	12/25/2025	\$147.62
42	557819	\$88.84	\$72.86	\$161.70	-\$75.00	Owner	12/16/2025	\$86.29
43	557890	\$69.44	\$51.31	\$120.75	-\$75.00	Owner	12/19/2025	\$51.31
44	557938	\$75.04	\$64.24	\$139.28	-\$450.00	Owner	12/23/2025	\$147.62
45	557962	\$88.41	\$68.55	\$156.96	-\$150.00	Owner	12/19/2025	\$105.53
46	558000	\$93.13	\$72.70	\$165.83	-\$150.00	Owner	1/3/2026	\$114.00
47	558042	\$118.29	\$103.55	\$221.84	-\$150.00	Owner	12/10/2025	\$222.71
48	558060	\$165.89	\$145.01	\$310.90	-\$600.00	Renter	1/26/2026	\$175.90
49	558143	\$88.72	\$71.69	\$160.41	-\$600.00	Renter	1/21/2026	\$92.70
50	558164	\$74.61	\$65.49	\$140.10	\$0.00	Owner	12/24/2025	\$145.09
51	558171	\$144.96	\$119.96	\$264.92	-\$150.00	Owner	12/15/2026	\$245.56
52	558356	\$167.58	\$140.53	\$308.11	-\$150.00	Owner	12/29/2025	\$92.43
53	558357	\$144.48	\$115.15	\$259.63	-\$150.00	Owner	12/21/2025	\$129.58
54	558411	\$127.34	\$107.86	\$235.20	-\$300.00	Owner	12/20/2025	\$103.55
55	558445	\$123.31	\$95.91	\$219.22	-\$300.00	Owner	1/3/2026	\$110.21
56	558451	\$158.44	\$145.34	\$303.78	-\$150.00	Owner	1/3/2026	\$159.29
57	558472	\$103.61	\$91.29	\$194.90	-\$825.00	Owner	1/7/2026	\$104.13
58	558474	\$93.05	\$71.88	\$164.93	-\$150.00	Owner	1/2/2026	\$125.00
59	558558	\$97.96	\$77.86	\$175.82	-\$150.00	Owner	1/2/2026	\$63.03
60	558587	\$134.39	\$110.53	\$244.92	-\$750.00	Owner	12/11/2025	\$225.21
61	558595	\$93.65	\$77.86	\$171.51	-\$600.00	Owner	12/10/2025	\$182.56

62	558599	\$97.09	\$77.09	\$174.18	-\$75.00	Renter	12/1/2025	\$100.00
63	558618	\$151.15	\$133.78	\$284.93	-\$300.00	Owner	12/31/2025	\$153.00
64	558702	\$88.91	\$73.55	\$162.46	-\$150.00	Owner	12/27/2025	\$89.47
65	558744	\$134.87	\$115.34	\$250.21	-\$750.00	Owner	1/12/2026	\$136.87
66	558765	\$70.37	\$60.62	\$130.99	-\$600.00	Owner	12/19/2025	\$52.00
67	558777	\$93.65	\$77.86	\$171.51	-\$675.00	Renter	12/22/2025	\$77.86
68	558789	\$101.84	\$73.55	\$175.39	-\$75.00	Owner	12/22/2025	\$96.10
69	558792	\$73.82	\$52.00	\$125.82	-\$75.00	Owner	12/9/2025	\$132.56
70	558819	\$83.21	\$59.71	\$142.92	-\$75.00	Owner	1/4/2026	\$100.00
71	558839	\$117.13	\$82.17	\$199.30	-\$450.00	Renter	12/10/2025	\$201.71
72	558845	\$99.53	\$93.58	\$193.11	-\$300.00	Renter	12/13/2025	\$210.00
73	558857	\$85.89	\$86.48	\$172.37	-\$300.00	Owner	12/16/2025	\$77.86
74	558893	\$80.77	\$78.43	\$159.20	-\$300.00	Owner	1/4/2026	\$67.00
75	559055	\$79.42	\$64.93	\$144.35	-\$300.00	Owner	1/9/2026	\$80.07
76	559071	\$133.47	\$91.29	\$224.76	-\$450.00	Renter	1/22/2026	\$115.71
77	559149	\$182.03	\$472.82	\$654.85	-\$1,000.00	Renter	2/2/2026	\$48.50
78	559156	\$115.15	\$110.53	\$225.68	-\$150.00	Renter	12/22/2025	\$96.10
79	559165	\$93.65	\$77.86	\$171.51	-\$75.00	Owner	12/16/2025	\$161.31
80	559268	\$84.16	\$69.24	\$153.40	-\$150.00	Owner	12/8/2025	\$155.40
81	559270	\$98.77	\$86.00	\$184.77	-\$150.00	Owner	1/4/2026	\$100.87
82	559297	\$140.77	\$126.15	\$266.92	-\$300.00	Owner	12/24/2025	\$270.49
83	559346	\$75.71	\$70.93	\$146.64	-\$75.00	Owner	1/5/2026	\$87.02
84	559363	\$102.44	\$79.55	\$181.99	-\$450.00	Renter	12/23/2025	\$209.76
85	559369	\$125.37	\$116.53	\$241.90	-\$225.00	Owner	12/23/2025	\$371.24
86	559384	\$85.40	\$81.63	\$167.03	-\$600.00	Renter	1/15/2026	\$81.63
87	559403	\$89.27	\$77.18	\$166.45	-\$450.00	Renter	1/15/2026	\$110.00
88	559407	\$86.71	\$173.18	\$259.89	-\$900.00	Owner	12/2/2025	\$178.00
89	559421	\$85.59	\$83.49	\$169.08	-\$75.00	Owner	1/21/2026	\$19.00
90	559479	\$114.31	\$102.10	\$216.41	-\$150.00	Renter	12/21/2025	\$121.34
91	559488	\$104.02	\$51.86	\$155.88	-\$600.00	Renter	2/2/2026	\$100.00
92	559515	\$119.12	\$102.10	\$221.22	-\$75.00	Owner	1/3/2026	\$126.43
93	559535	\$100.42	\$102.48	\$202.90	-\$699.40	Renter	1/9/2026	\$219.24
94	559549	\$114.79	\$106.91	\$221.70	-\$300.00	Renter	12/2/2025	\$106.91
95	559562	\$159.40	\$168.17	\$327.57	-\$1,000.00	Renter	1/16/2026	\$155.00
96	559563	\$116.43	\$75.24	\$191.67	-\$450.00	Owner	12/23/2025	\$272.69
97	559572	\$79.69	\$67.57	\$147.26	-\$750.00	Owner	1/3/2026	\$100.00
98	559602	\$91.28	\$97.29	\$188.57	-\$525.00	Owner	12/6/2025	\$92.48
99	559654	\$88.75	\$71.97	\$160.72	-\$75.00	Owner	1/14/2026	\$115.00
100	559655	\$75.71	\$70.93	\$146.64	-\$300.00	Owner	12/24/2025	\$176.56
101	559716	\$107.92	\$86.29	\$194.21	-\$300.00	Owner	12/16/2025	\$100.72
102	559740	\$94.01	\$81.48	\$175.49	-\$150.00	Owner	12/16/2025	\$91.10
103	559764	\$97.89	\$77.17	\$175.06	-\$75.00	Owner	12/5/2025	\$247.97
104	559909	\$121.37	\$91.32	\$212.69	-\$300.00	Owner	1/5/2026	\$200.00
105	559912	\$132.99	\$121.29	\$254.28	-\$75.00	Owner	12/24/2025	\$221.93
106	560016	\$83.23	\$59.93	\$143.16	-\$300.00	Owner	12/14/2025	\$135.42
107	560037	\$69.44	\$51.31	\$120.75	-\$150.00	Owner	12/23/2025	\$157.10
108	560069	\$93.58	\$77.17	\$170.75	-\$450.00	Renter	12/12/2025	\$68.55
109	560147	\$123.32	\$110.82	\$234.14	-\$300.00	Owner	1/3/2026	\$130.00
110	560239	\$87.84	\$62.86	\$150.70	-\$150.00	Owner	12/16/2025	\$110.72
111	560446	\$83.73	\$64.93	\$148.66	-\$150.00	Renter	12/10/2025	\$155.40
112	562748	\$89.45	\$79.01	\$168.46	-\$300.00	Owner	1/5/2026	\$100.00
113	566319	\$172.57	\$145.56	\$318.13	-\$300.00	Owner	1/8/2026	\$180.00
114	575161	\$88.35	\$68.00	\$156.35	-\$450.00	Renter	1/4/2026	\$85.04
115	579448	\$103.14	\$129.67	\$232.81	-\$450.00	Renter	1/5/2026	\$310.00
116	586592	\$142.69	\$145.39	\$288.08	-\$600.00	Renter	1/20/2026	\$345.08
117	592387	\$97.89	\$77.17	\$175.06	-\$450.00	Renter	12/10/2025	\$177.32
118	595175	\$135.96	\$107.86	\$243.82	-\$150.00	Renter	12/8/2025	\$291.65
119	595388	\$111.82	\$77.17	\$188.99	-\$450.00	Renter	12/7/2025	\$191.69
120	598228	\$80.87	\$79.40	\$160.27	-\$450.00	Renter	1/1/2026	\$75.00
121	599323	\$112.73	\$86.29	\$199.02	-\$450.00	Renter	12/7/2025	\$191.69
122	601685	\$94.25	\$83.86	\$178.11	-\$450.00	Renter	1/6/2026	\$92.76
123	604970	\$108.42	\$91.29	\$199.71	-\$450.00	Renter	1/4/2026	\$236.09
124	609245	\$79.35	\$64.24	\$143.59	-\$600.00	Renter	12/25/2025	\$392.60
125	614569	\$98.32	\$81.48	\$179.80	-\$450.00	Renter	11/28/2025	\$161.29
126	617003	\$125.58	\$47.17	\$172.75	-\$150.00	Owner	1/9/2026	\$143.75
127	624062	\$79.35	\$64.24	\$143.59	-\$150.00	Owner	12/22/2025	\$59.93

128	624497	\$87.61	\$60.62	\$148.23	-\$450.00	Renter	12/23/2025	\$172.84
129	625060	\$83.51	\$220.58	\$304.09	-\$600.00	Renter	11/1/2025	\$101.00
130	630246	\$113.21	\$91.10	\$204.31	-\$450.00	Renter	12/8/2025	\$222.47
131	631675	\$144.48	\$115.15	\$259.63	-\$150.00	Owner	12/24/2025	\$328.28
132	638480	\$106.57	\$72.75	\$179.32	-\$450.00	Renter	1/2/2026	\$95.00
133	638991	\$122.37	\$86.48	\$208.85	-\$450.00	Renter	1/5/2026	\$110.42
134	641880	\$87.61	\$60.62	\$148.23	-\$450.00	Renter	12/7/2025	\$164.75
135	645090	\$86.53	\$58.50	\$145.03	-\$150.00	Owner	2/1/2026	\$65.00
136	645143	\$93.58	\$77.17	\$170.75	-\$450.00	Renter	12/15/2025	\$72.86
137	646105	\$89.94	\$33.86	\$123.80	-\$450.00	Renter	1/31/2026	\$50.00
138	646275	\$81.85	\$60.32	\$142.17	-\$450.00	Renter	1/22/2026	\$15.68
139	646966	\$74.61	\$59.93	\$134.54	-\$450.00	Renter	12/9/2025	\$135.85
140	651519	\$108.40	\$91.10	\$199.50	-\$450.00	Renter	12/10/2025	\$200.83
141	669754	\$77.63	\$47.00	\$124.63	-\$150.00	Renter	12/22/2025	\$68.55
142	696465	\$79.79	\$68.55	\$148.34	-\$450.00	Renter	1/2/2026	\$85.41
143	702062	\$108.96	\$370.32	\$479.28	-\$750.00	Renter	12/3/2025	\$605.50
144	707389	\$79.70	\$67.70	\$147.40	-\$150.00	Owner	1/3/2026	\$91.00
145	709974	\$78.99	\$60.62	\$139.61	-\$450.00	Renter	12/27/2025	\$71.42
146	710752	\$124.13	\$76.13	\$200.26	-\$450.00	Renter	2/2/2026	\$106.00
147	715066	\$103.50	\$167.50	\$271.00	-\$150.00	Renter	11/2/2025	\$157.50
148	717567	\$84.45	\$115.15	\$199.60	-\$150.00	Owner	12/24/2025	\$166.58
149	718266	\$205.35	\$124.77	\$330.12	-\$450.00	Renter	12/21/2025	\$115.15
150	720126	\$167.28	\$150.82	\$318.10	-\$150.00	Renter	12/26/2025	\$219.96
151	721388	\$98.32	\$81.48	\$179.80	-\$150.00	Owner	12/22/2025	\$68.55
152	722422	\$97.70	\$75.28	\$172.98	-\$450.00	Renter	12/8/2025	\$200.00
153	725618	\$78.49	\$55.62	\$134.11	-\$150.00	Owner	12/10/2025	\$115.32
154	735733	\$83.73	\$64.93	\$148.66	-\$150.00	Renter	12/22/2025	\$40.25
155	739975	\$71.37	\$70.64	\$142.01	-\$150.00	Renter	11/26/2025	\$150.00
156	740222	\$150.94	\$83.57	\$234.51	-\$450.00	Renter	12/1/2002	\$450.00
157	742479	\$109.72	\$554.67	\$664.39	-\$550.00	Owner	12/18/2025	\$316.89
158	742538	\$776.44	\$3,086.11	\$3,862.55	-\$2,003.05	Owner	12/19/2025	\$1,403.05
159	742563	\$92.50	\$226.29	\$318.79	\$0.00	Owner	12/19/2025	\$36.21

Total Due	\$17,537.44	\$18,476.89	\$36,014.33	-\$51,927.45
-----------	-------------	-------------	-------------	--------------