



# **Forest Oaks Swim and Racquet Club Master Plan**

## **Phase 1**

**Pool and Recreation Building (Pool House)**

**Status: Design and Plans are In Progress**

**Anticipated Construction: Start November 2026 – March 2028**

**Anticipated to be open for use starting April 2028**



# Existing Site



**EXISTING SITE LEGEND**

- 1 POOL HOUSE
- 2 SWIMMING POOL
- 3 FITNESS CENTER
- 4 ADMINISTRATION BLDG
- 5 ENTRY CANOPY
- 6 PAVILION
- 7 TENNIS COURTS
- 8 PARKING
- 9 WATER TOWER
- ← VEHICULAR MOVEMENT
- ★ POINTS OF ENTRY



Existing Site Conditions – Aerial View

# New Site Plan



- 1 Existing Parking
- 2 Proposed Recreational Building (Funded via this 2026A Bond Issue)
- 3 Proposed Competition Pool (Funded via Operating Funds)
- 4 Proposed Zero Entry Pool (Funded via Operating Funds)
- 5 Proposed Water Playground (Funded via this 2026A Bond Issue)
- 6 Proposed Water Slide (Funded via Operating Funds)
- 7 Proposed Mechanical Building to Serve Proposed Recreational Building (Funded via this 2026A Bond Issue)
- 8 Existing Fitness Center to remain
- 9 Proposed Pool Deck (Funded Via Operating Funds)
- 10 Existing Admin Building to remain
- 11 Existing Pavilion to remain
- 12 Existing Elevated Storage Tank
- 13 Existing Tennis Courts
- 14 Existing Parking
- 15 ADA Ramp



# Phase 1 – Recreation Center Floor Plan

## FLOOR PLAN LEGEND



- 1 Outdoor Secure Entry Vestibule
- 2 Lifeguard Office
- 3 Team Storage
- 4 Stairs/Elevator
- 5 Multipurpose Room
- 6 Kitchenette
- 7 Storage
- 8 Tennis Office
- 9 Mechanical Room
- 10 Restrooms
- 11 Dressing Rooms/Shower
- 12 Deck Equipment Storage
- 13 Tennis Storage
- 14 Mechanical Building
- 15 Water Playground
- 16 Water Slide
- 17 Existing Fitness Center
- 18 Existing Tennis Courts
- 19 Existing Parking
- 20 ADA Access Ramp
- ← Entry

8 and 9  
are  
flipped



# Phase 1 – Recreation Center Second Floor Plan

## FLOOR PLAN LEGEND


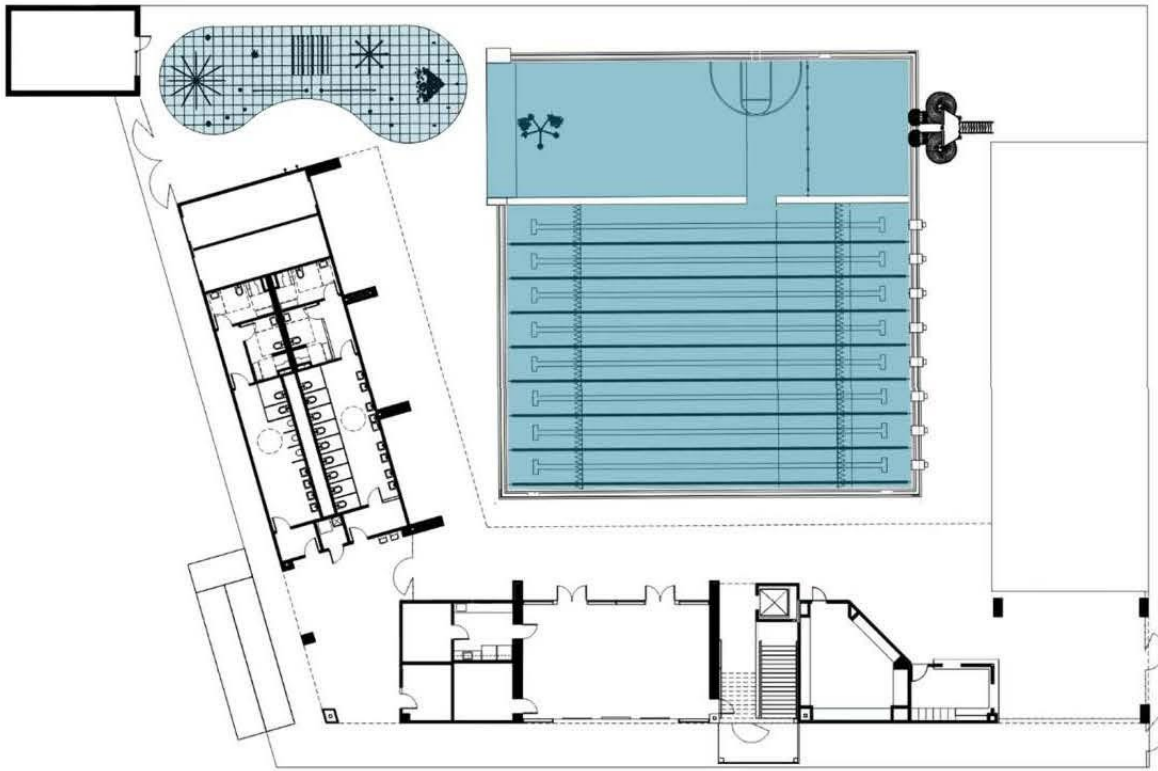


- 1 Stairway
- 2 Elevator
- 3 Balcony
- 4 Restroom and Vestibule
- 5 Multipurpose room below



# Phase 1 – Pool Deck Aquatic Plan & Features

- Pool with Double Slide
- Splash Pad with Features
- Addition Features (Shade)



# Additional Examples



# Phase 1 – Recreation Center Rendering: *View to North*



# Phase 1 – Pool House Rendering: *View to South*




# Phase 1 – Recreation Center Rendering: *View to North*





**Design Concept:** *Wooded Resort*


# Phase 1 – Exteriors




- 1 Austin Limestone
- 2 King Size Brick - Brown
- 3 Mortar Color
- 4 Metal Wall Panel – Aged Copper
- 5 Metal Wall Panel – Sandstone
- 6 Metal Wall Panel – Champagne
- 7 Metal Wall Panel – Award Blue
- 8 Metal Wall Panel – Hemlock Green
- 9 Gutter, Downspout, Fascia, and Roof Color
- 10 Metal Ceiling Panels - Wood Oak Pattern
- 11 Pool Deck

# Phase 1 – Interiors

## INSPIRATION



Wood  
Organic Forms  
Nature  
Wildlife



- 1 Paint - SW6078 Realist Beige
- 2 Paint - SW7016 - Mindful Gray
- 3 Paint - SW6451 - Nurture Green
- 4 Paint - SW-6486 - Reflecting Pool
- 5 Paint - SW6494 Lakeshore
- 6 LVT - Serene
- 7 LVT - Wisp
- 8 LVT - Comfort
- 9 LVT - Charm
- 10 Acoustic Panel - Parthenon
- 11 Countertop Durasein Grigio
- 12 Cabinet Faces - Kingswood Walnut
- 13 Ceiling Panel - Oak
- 14 Tile at cabinet backsplash- Coexist Harmony
- 15 Restroom Field Tile - Legacy
- 16 Restroom Accent Tile - Novel/Heritage blend

Design Concept: *Wooded Resort Interior Material Palette*